

Contents

Meet EVRAZ

01

EVRAZ in figures

02

MEET EVRAZ

EVRAZ is a global steel and mining company, the leading producer of infrastructure steel products with low-cost production along the value chain.

Production in 2018



Iron ore products

13.5 mt



Raw coking coal


24.2 mt



Crude steel

13.0 mt

Our people



Our employees are an integral part of the Group's success. We hire the best people, nurture their development and provide career growth opportunities.

68,379 employees

Strategic report

- 06 — Chairman's introduction
- 08 — Chief executive officer's letter
- 12 — Frequently asked questions
- 14 — EVRAZ business model
- 18 — Success factors and KPIs
- 26 — Market overview
- 28 — Strategic priorities
- 30 — Financial review
- 34 — Principal risks and uncertainties

Business review

- 42 — EVRAZ steel across the globe
- 44 — Steel segment
- 54 — Coal segment
- 62 — Steel, North America segment

CSR report

- 72 — Our approach
- 72 — Health, safety and environment
- 84 — Social policy
- 96 — Anti-corruption and anti-bribery

Corporate governance

- 100 — Board of Directors
- 104 — Management
- 106 — Corporate governance report
- 120 — Remuneration report
- 128 — Directors' report
- 133 — Directors' responsibility statements

Financial statements

- 136 — Independent Auditor's report to members of EVRAZ Plc
- 144 — Consolidated financial statements with notes
- 244 — Separate financial statements with notes

Additional information

- 260 — Stock performance indicators and shareholder information
- 261 — Definitions of selected alternative performance measures
- 263 — Data on mineral reserves
- 264 — Short summary of relevant anti-corruption policies
- 265 — Terms and abbreviations
- 267 — Contact details



Our customers

Product type

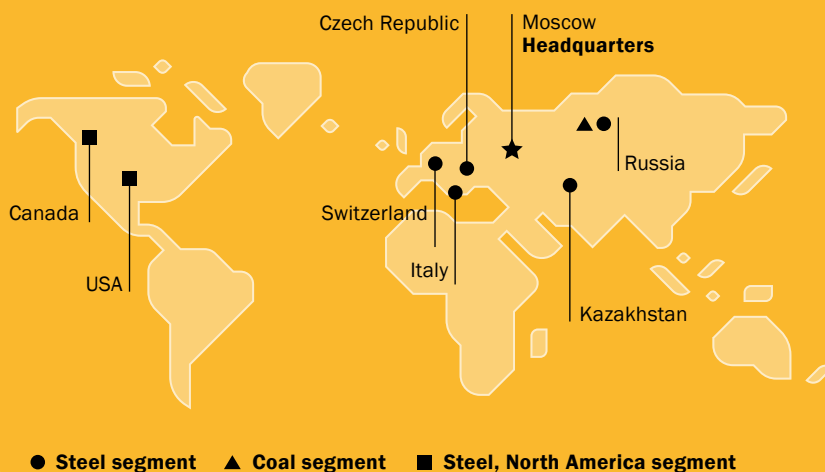
Semi-finished steel products — Railway products — Industrial products — Coking coal concentrate — Raw coking coal — Construction products — Tubular products

Customer type

Steel rolling facilities — Railways, rail carriers — Industrial companies — Steelmaking facilities — Steelmaking facilities — Wholesale companies, traders — Energy transmission operators

>70 countries

Global footprint



Leading position

A LEADER
in construction
and railway
product markets in
Russia.

No. 1 PRODUCER
of rails and large
diameter pipes in
North America

THE LARGEST
coking coal
producer in
Russia

About the report

Report boundaries

This annual report (“the Report”) presents the results for EVRAZ plc and its subsidiaries for 2018 divided into segments: Steel; Steel, North America; and Coal. It details the Group’s operational and financial results and corporate social responsibility activities in 2018.

The Report has been prepared in accordance with the information disclosure requirements of the United Kingdom and the Financial Conduct Authority: the Companies Act 2006, the Listing Rules, the Disclosure and Transparency Rules, and the Competition and Market Authority Order. The Report has also been prepared taking into account the International Integrated Reporting Framework, and sustainability reporting best practices.



EXPLORE
online version
of the Annual
Report 2018



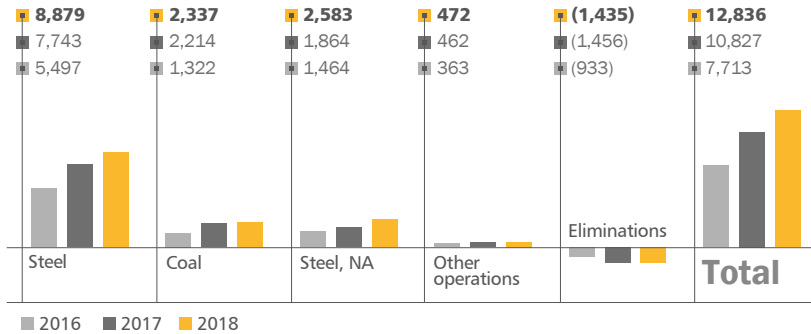
DOWNLOAD
PDF version
of the Annual
Report 2018



EVRAZ in figures

Financial highlights

Consolidated revenues by segment, US\$ million

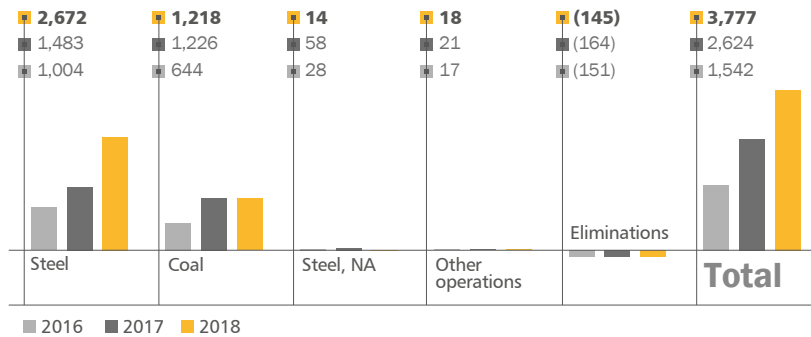


Revenue
US\$ 12,836 million

▲ 18.6% year-on-year

For more information, see Financial review section on pages 30–33.

Consolidated EBITDA by segment, US\$ million



EBITDA
US\$ 3,777 million

▲ 43.9% year-on-year

For more information, see Financial review section on pages 30–33.

Net debt
US\$ 3,571 million

▼ 9.9% year-on-year

CAPEX⁴
US\$ 527 million

▼ 12.6% year-on-year


Net profit
US\$ 2,470 million

▲ 225.4%


For definition of this Alternative performance measures (APM) please see pages 261–262.

Operating highlights

Crude steel output, kt

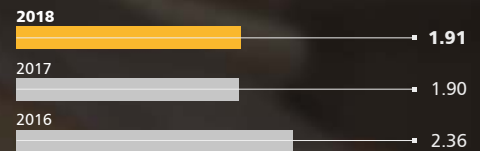


Steel products output¹, kt




CSR highlights

LTIFR (excluding fatalities), per million hours



For more information, see page 74.

Key air emissions, kt



For more information, see page 78.

¹ Net of re-rolled volumes.


² Change to the previously reported figures due to corrections of data.

³ Data for 2017 were amended due to methodology adjustment as it was decided to disclose the Evrazruda' iron ore concentrate volumes instead of EVRAZ ZSMK' sinter volumes.


⁴ Including payments on deferred terms recognised in financing activities and non-cash transactions.

Shareholder structure

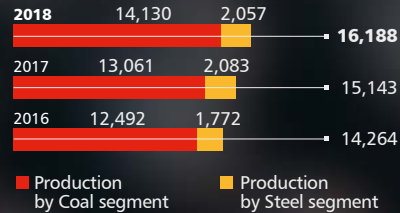
Iron ore products output, kt




Raw coking coal production, kt



Coking coal concentrate production, kt



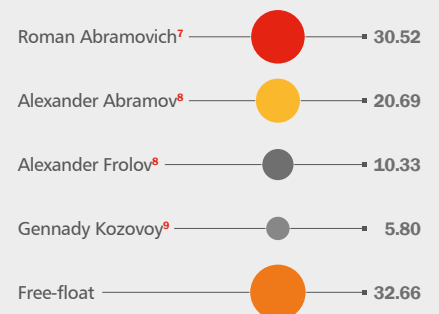
Gross vanadium slag production,⁵ kt



For more information, see Business review section on pages 42–69.

⁵ In tonnes of pure vanadium.

Ultimate beneficial owners, % of voting rights⁶




⁶ The Group is aware of the following beneficiaries who have an interest in three percent or more of EVRAZ plc's share capital (in each case, except for Gennady Kozovoy, held indirectly).

⁷ The number of shares as per TR-1 Form: Notification of major interest in shares dated 4 September 2018.

⁸ The number of shares as per TR-1 Form: Notification of major interest in shares dated 24 December 2018.

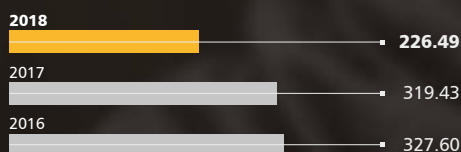
⁹ The number of shares is as per TR-1 Form: Notification of major interest in shares dated 6 February 2013. For Mr Kozovoy, includes shares held directly.

EVRAZ GHG emissions, MtCO₂e



For more information, see page 79.

Fresh water consumption, million m³




For more information, see page 79.

Employees by region in 2018

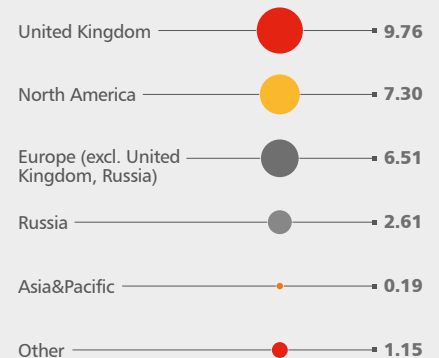


Diversity, % (number of people)



For more information, see on page 84.

Geographic dispersion of institutional shareholders, % of voting rights



For more information, see Additional information section on page 260.